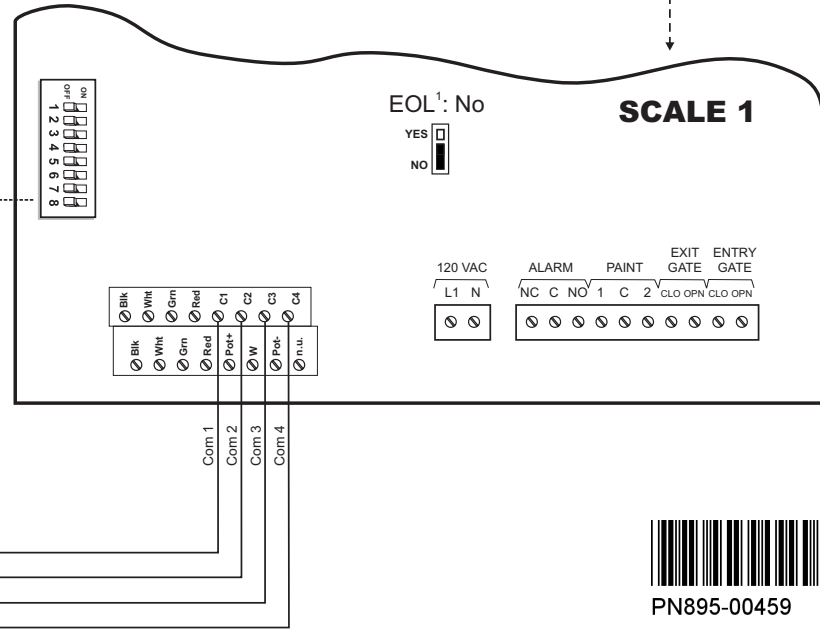
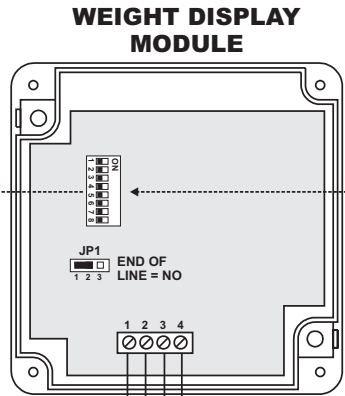


DIPSWITCH SETTINGS

ON OFF

1 2 3 4 5 6 7 8

SCALES' AND WEIGHT DISPLAY MODULES' DIPSWITCHES			
	1	2	3-8
HOG SORTER 1	OFF	OFF	OFF
HOG SORTER 2	ON	OFF	OFF
HOG SORTER 3	OFF	ON	OFF
HOG SORTER 4	ON	ON	OFF



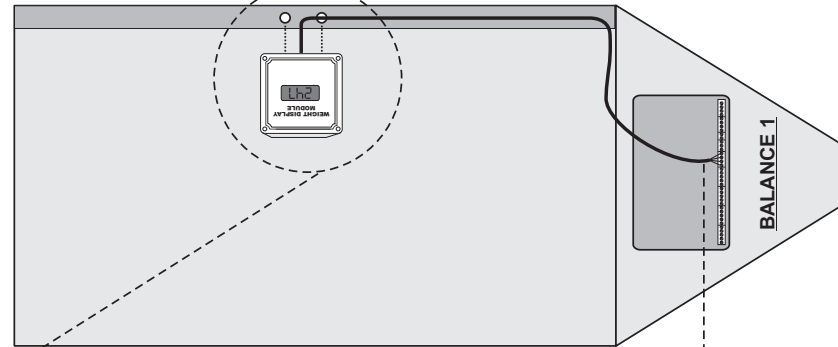
2 PAIRS, SHIELDED CABLE 18-22 AWG



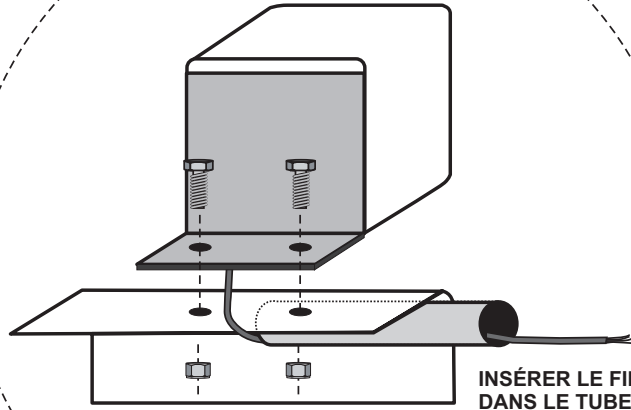
PN895-00459 Rev.01

WIRING DIAGRAM	
WEIGHT DISPLAY MODULE	
#891-00183	Rev.02

Balance à porcs

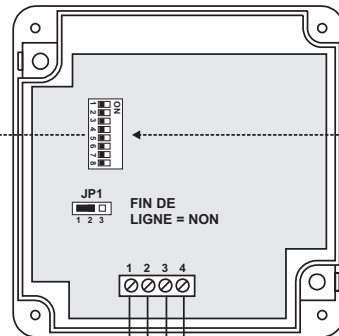


MODULE D'AFFICHAGE

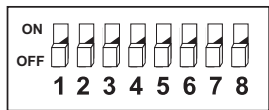


INSÉRER LE FIL
DANS LE TUBE.

MODULE D'AFFICHAGE


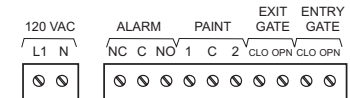
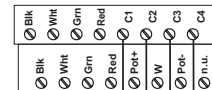
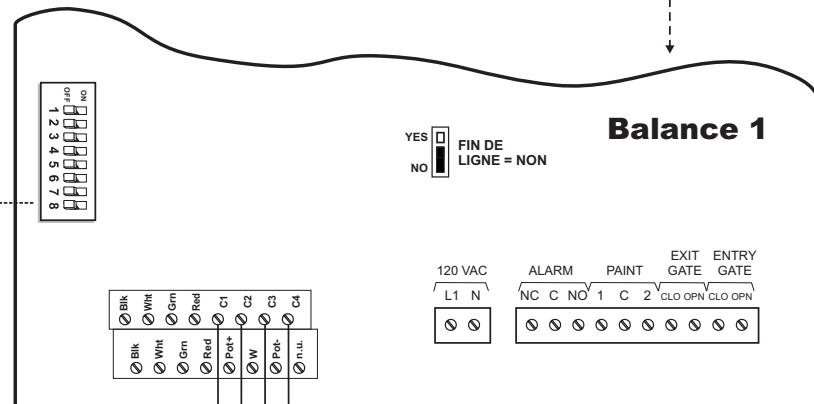


COMMUTATEURS INTERNES



COMMUTATEURS INTERNES DES BALANCES ET DES MODULES D'AFFICHAGE

	1	2	3-8
BALANCE 1	OFF	OFF	OFF
BALANCE 2	ON	OFF	OFF
BALANCE 3	OFF	ON	OFF
BALANCE 4	ON	ON	OFF



2 PAIRES, CÂBLE BLINDÉ 18-22 AWG

SCHÉMA DE BRANCHEMENT

MODULE D'AFFICHAGE DE POIDS

#891-00183

Rev.02