




KNOW  
**BEFORE YOU GO.**



Enjoy fewer surprises and smarter barn visits with an easy remote monitoring upgrade to most Expert, TC5 and APCD controllers.



**Monitor remotely**

Get more from your existing controllers in a few minutes



**Save Time**

Every visit doesn't have to be a trip. Add remote monitoring and check your barns from anywhere



**Work Smart**

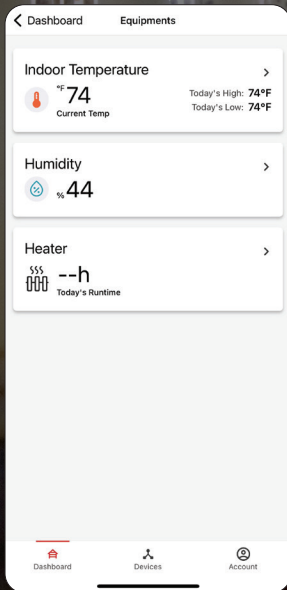
Eliminate surprises and make each visit more productive



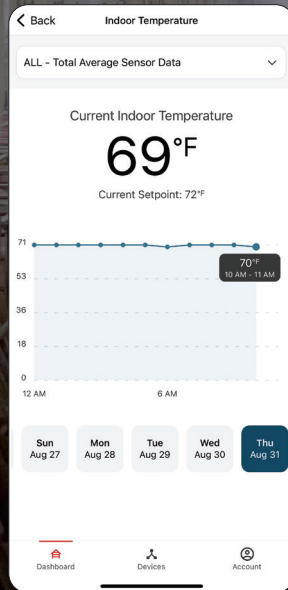
See your local AP dealer to purchase AP Connect cards. Or, visit [AutomatedProduction.com](http://AutomatedProduction.com) to check your controller compatibility.



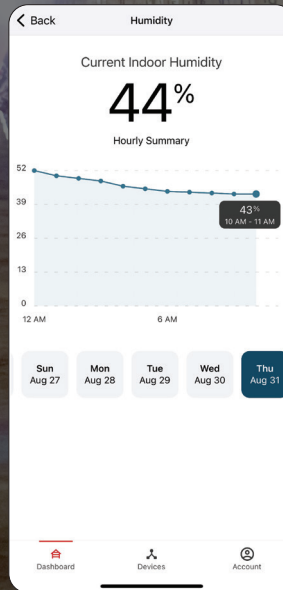
# TURN YOUR SMARTPHONE INTO A BARN WINDOW.



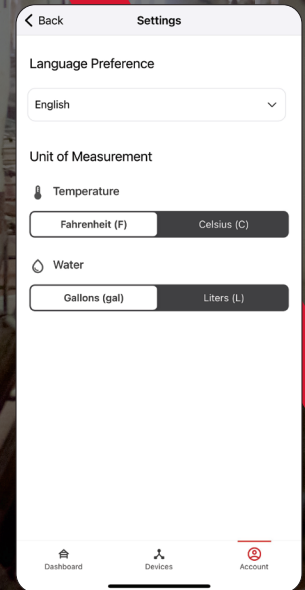
Check temperature, water, humidity, heater, and auger run time with existing wired probes



Monitor barn room temperatures, trends, and changes



View current humidity and 7-day history in all your connected barns



Customizable settings: English or Spanish, Celsius or Fahrenheit

\*Features shown are for a compatible controller with wired temperature, water, humidity, heater and auger probes. Your features will be dependent on the capabilities of your compatible controller.

## GETTING STARTED IS SIMPLE.

1.

### Stop by

Visit your AP Dealer and buy an AP Connect Card for your compatible controller



2.

### Snap in

Insert your AP Connect Card into the PC port until you hear a click, and your controller is ready to connect



3.

### Subscribe

Download the AP Connect app, link your controller, and subscribe to monitor from anywhere



Monitoring is just the beginning. AP Connect will continue to evolve, to help you manage your entire swine operation. To schedule a demo or find out if your controller is connect ready, scan the QR code or visit [AutomatedProduction.com](http://AutomatedProduction.com).

