




FORCED AIR HEATERS
SUPER-SAVER XL™



SUPER-SAVER XL™ HEATERS


Super on Performance and Fuel Savings

Super-Saver XL heaters are a favorite for a wide range of heating needs.



SUPER-SAVER XL FEATURES & BENEFITS

- 250,000 BTU pilot light model features manual modulating valve (150,000 – 250,000 BTU)
- Hot surface & direct spark models available in 40,000 to 250,000 BTU
- High temp aluminized steel burn chamber
- Standard adjustable "Y" heat deflector
- Diagnostic lights for troubleshooting ease
- 1/3 HP totally enclosed thermally-protected motor with sealed bearings
- 1/10 HP on all 40,000 – 75,000 BTU models
- Standard 1/2" gas cock installed at gas valve
- On/Off toggle switch
- Back-up safety sail switch
- High limit safety switch (manual reset)
- Available in 120 & 240 volt models
- Natural gas or liquid propane models available
- Stainless steel, high altitude & CE certified models available



SERVICE SAVER

The Service-Saver enclosed electrical control unit is sealed from debris such as dust and moisture and is accessible through a side swinging door making it easy to service in the field.



MANUAL MODULATING VALVE

The manual modulating valve allows the pilot heater to be adjusted from 150,000 to 250,000 BTU to efficiently maintain appropriate ambient temperature.



INSIDE OR OUTSIDE MOUNT

The inside mount model is a gas circulating heater ideal for a confinement environment. The outside mount model is a forced air heater complete with all relevant installation hardware.

Super-Saver XL Specifications

Dimensions

MODEL#	WEIGHT	HEIGHT	WIDTH	DEPTH
40K & 75K BTU	70 lbs. (31.7 kg.)	26 in. (66 cm.)	20.5 in. (52 cm.)	15.5 in. (39 cm.)
120K to 225K BTU ISM	135 lbs. (61.2 kg.)	31 in. (79 cm.)	24.5 in. (62 cm.)	19.25 in. (49 cm.)
120K to 225K BTU OSM	137 lbs. (62.1 kg.)	32 in. (81 cm.)	32.5 in. (83 cm.)	19.25 in. (49 cm.)
250K BTU Universal Mount	153 lbs. (69.4 kg.)	32 in. (81 cm.)	27.5 in. (70 cm.)	19.25 in. (49 cm.)

Note: Universal cabinet on all large heaters

Electrical & Performance Data

MODEL#	MAX. INPUT	VENTILATION	VOLTAGE	AMPS
SS-40-XL	40,000 BTUH (11.7 kWh)	500 CFM (849.5 m ³ /hr)	120 Volts	2.5 Amps
SS-75-XL	75,000 BTUH (11.7 kWh)	500 CFM (849.5 m ³ /hr)	120 Volts	2.5 Amps
HH-SS-120-XL	120,000 BTUH (11.7 kWh)	1000 CFM (1699 m ³ /hr)	120 Volts	4.8 Amps
HH-SS-175-XL	175,000 BTUH (11.7 kWh)	1000 CFM (1699 m ³ /hr)	120 Volts	4.8 Amps
HH-SS-200-XL	200,000 BTUH (11.7 kWh)	1000 CFM (1699 m ³ /hr)	120 Volts	4.8 Amps
HH-SS-225-XL	225,000 BTUH (11.7 kWh)	1000 CFM (1699 m ³ /hr)	120 Volts	4.8 Amps
HH-SS-250-XL	250,000 BTUH (11.7 kWh)	1200 CFM (2039 m ³ /hr)	120 Volts	6.0 Amps

LP/Propane Gas

Maximum 14 in. W.C. (34.8 mbar) and minimum 12.5 in. W.C. (31.1 mbar) inlet gas supply pressure acceptable at gas regulator connection. Burner manifold pressure 11 in. W.C. (27.4 mbar) at maximum input. Gas pressure should be checked by a certified gas technician while heater is in operation.

Natural Gas

Maximum 14 in. W.C. (34.8 mbar) and minimum 5 in. W.C. (12.5 mbar) inlet gas supply pressure acceptable at gas regulator connection. Burner manifold pressure of 3.5 in. W.C. (8.7 mbar) at maximum input. Gas pressure should be checked by a certified gas technician while heater is in operation.

Minimum Clearances

Ceiling	12" (305mm)
Wall	12" (305 mm)
Floor	20" (508 mm)

The heater must be located a minimum of 12 inches (305 mm) from the ceiling, a minimum of 12 inches (305 mm) from the wall on the sides and back, a minimum of 20 inches (508 mm) from the ground, and positioned such that livestock and combustible materials are unable to come in contact with the heater or within 10 feet (3 meters) of the hot air discharge.

OTHER AP HEATING OPTIONS

Maintaining consistently warm temperatures promotes a healthy, comfortable, and more productive environment. AP offers heaters for a variety of applications including swine, poultry, dairy, and horticulture.

MORE CONTROL WITH VARIFLAME™


VariFlame offers producers more control compared to any other unit on the market today. VariFlame is the first variable rate heater that you can pair with any controller in the world, seamlessly synchronizing and adjusting with the temperature curves set in the controller to maintain desired room temperature.



When connected to the AP EDGE™ control system, you get advanced features such as stir fan mode, exercise mode, remote access and diagnostics. This is all possible through the patent pending control system inside the modulating VariFlame EDGE Connect model heaters.

RADIANT TUBE TWO-STAGE TECHNOLOGY

Radiant tube heaters allow heat to be radiated directly to the animals allowing them to find their own comfort zone either closer to or farther away from the heater. This reduces stress and creates an environment that promotes healthy animals and better pig performance.



- Patented two-stage burner adapts to varying conditions
- Fuel savings
- Faster heat loss recoveries
- Improved comfort levels
- Reduction in equipment cycles
- Design protection benefits



AUTOMATED PRODUCTION SYSTEMS
1004 E. Illinois St. Assumption, IL 62510 USA
Tel: 217-226-4449 Fax: 217-226-3540
Int'l Tel: 217-226-4401
Tech Support: 712-239-1011

 **AGCO** AP is a part of GSI, a worldwide Brand of AGCO | AP-58 07/17
Your Agriculture Company Copyright © 2017 by AGCO Corporation | Printed in USA | Due to continual improvements, AP reserves the right to change designs and specifications without notice.



For more information on AP's many products and services, contact your local AP representative or visit us online at:
www.automatedproduction.com